



DrTim's Aquatics®

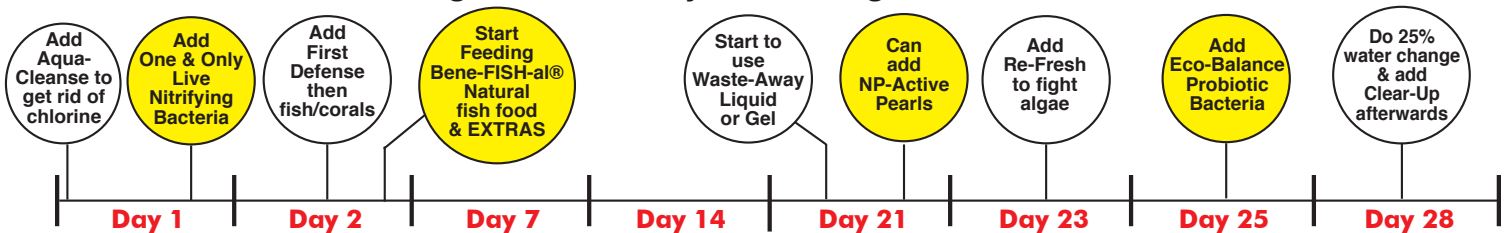
SEE SUCCESS AT EVERY LEVEL

DrTim's Aquatics Product Overview

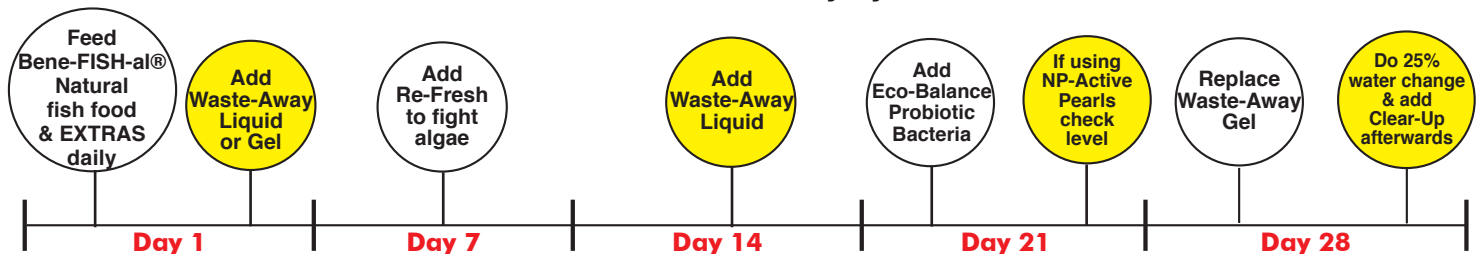
Product	How it Works	How it is Different	How to Use
One & Only Live Nitrifying Bacteria	The correct bacteria discovered by DrTim, live and active	The bacteria are grown on a particle to stay more active longer	Shake and pour 1 time
AquaCleanse Tapwater Conditioner	Oxidizes ammonia, chlorine & chloramines	No smell, no drop in pH	Pour and stir; ready in 5 minutes
First Defense Stress Relief	Stimulants the immune response	Immunostimulant and more vitamins	Pour in tank and/or use in drip system while acclimating
Clear-Up Natural Water Clarifier	Natural bacteria that cause flocculation	Bacterial not chemical no chance of overdosing	Pour, wait 15 minutes, remove floc
Re-Fresh Natural Surface Cleaner	Kills cyanobacteria, some algae and dinoflagellates	Unique, natural bacteria formula. Not a chemical, antibiotic or oxidizer	Add every 2-3 days, 2-3 times
Eco-Balance Natural Probiotic	Produces bacteriocins that kill targeted bacteria	Unique, natural bacteria-based	Add to aquarium every 2 weeks
Waste-Away Natural Nutrient Remover	Bacteria consume nitrate, phosphate and organics so algae can't get them	8 unique strains of bacteria isolated from aquariums	Add to aquarium on regular basis
NP-Active Pearls	Carbon source and surface for bacteria to grow to remove nitrate and phosphate	100% pure, no fillers, binders or plastiziers	In a reactor, slowly churning, replenish when low
Bene-FISH-al® Natural Fish Food	All the nutrition; none of the bad stuff	Natural. Wheat & gluten-free. No stringy poop, no bloat.	Add water, stir, freeze, feed
Bene-FISH-al® EXTRAS	Variety of vegetable and animal proteins, along with several seaweeds & Spirulina	Easy to apply, use as a natural food/ treat	With Bene-FISH-al® fish foods, alone as a treat & a supplement to other fish foods

NOTE: Do not use two or more bacterial-based products on the same day. Allow at least 24h before adding another bacteria product. For best results turn-off your skimmer, UV and ozone for a few hours after adding our products but turn on ASAP if water becomes cloudy. Learn more at www.drTIMSAQUATICS.COM.

Product Use Time Line during the first 28 days of starting a new tank



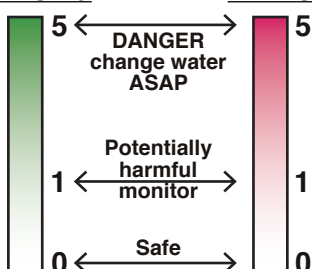
Product Use Time Line for established tank on a monthly cycle



Water Quality Guidelines

These are general water quality guidelines that apply to most freshwater, saltwater and reef aquariums.

Ammonia



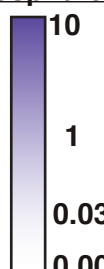
Nitrite



Nitrate



Phosphate



pH value

